

Introductory sub-table (I)(a)

Name of the Company: OJAS ASSET RECONSTRUCTION COMPANY LIMITED

scrip Code, Name of the scrip, class of security: 4888, OJAS, EQUITY

Quarter ended: 31.03.2014

Partly paid-up shares:-	No. of partly paid-up shares	As a % of total no. of partly paid-up shares	As a % of total no. of shares of the company
Held by promoter/promoter group	-	-	-
Held by public	-	-	-
Total	-	-	-

Outstanding convertible securities:-	No. of outstanding securities	As a % of total no. of outstanding convertible securities	As a % of total no. of shares of the company, assuming full conversion of the convertible securities
Held by promoter/promoter group	-	-	-
Held by public	-	-	-
Total	-	-	-

Warrants:-	No. of warrants	As a % of total no. of warrants	As a % of total no. of shares of the company, assuming full conversion of warrants
Held by promoter/promoter group	-	-	-
Held by public	-	-	-
Total	-	-	-

Total paid-up capital of the company, assuming full conversion of warrants and convertible securities

212,490,000.00

Date: 15.04.2014
Place: New Delhi

ALISTOCK EXCHG
REGISTERED
RECEIVED
CREDIT'S NOT VERIFIED

7 APR 2014

Signature
OSE HOUSE, 211, ADAF ALL ROAD

For Ojas Asset Reconstruction Company Ltd.

[Signature]
Director

[Handwritten mark]

Statement Showing Shareholding Pattern

Category	Shareholder code	Number of Shareholders	Total number of shares	Table (I)(a)		Total shareholding as a percentage of total number of shares		Number of shares	As a percentage
				Number of shares held in dematerialized form	As a percentage of (A+B) ¹	As a percentage of (A+B+C)	(IX) = (VIII)/(IV)*100		
(I)	(ii)	(iii)	(iv)	(v)	(vi)	(vii)	(viii)	(ix) = (viii)/(iv)*100	
(A)	Shareholding of Promoter and Promoter- 1 Indian								
(a)	Individuals/ Hindu Undivided Family								
(b)	Central Government/ State Government(s)	2	1000000	1000000	4.71	4.71	0	0.00	
(c)	Bodies Corporate	-	-	-	-	-	-	-	
(d)	Financial Institutions/ Banks	-	-	-	-	-	-	-	
(e)	Any Others(Specify)	-	-	-	-	-	-	-	
(e-i)									
(e-ii)									
	Sub Total(A)(1)	2	1000000	1000000	4.71	4.71	0	0.00	
2	Foreign								
a	Individuals (Non-Residents Individuals/ Foreign Individuals)								
b	Bodies Corporate								
c	Institutions								
d	Qualified Foreign Investor								
e	Any Others(Specify)								
e-i									
e-ii									
	Sub Total(A)(2)								
	Total Shareholding of Promoter and	2	1000000	1000000	4.71	4.71	0	0.00	
(B)	Public shareholding								

For Eas Asset Reconstruction Company Ltd.


[Signature]
Director

1 Institutions									
(a)	Mutual Funds/ UTI								
(b)	Financial Institutions / Banks								
(c)	Central Government/ State Government(s)								
(d)	Venture Capital Funds								
(e)	Insurance Companies								
(f)	Foreign Institutional Investors								
(g)	Foreign Venture Capital Investors								
(h)	Qualified Foreign Investor								
(i)	Any Other (specify)								
(i-ii)									
(i-ii)									
	Sub-Total (B)(1)	0	0	0	0.00	0.00	0	0.00	
B 2 Non-institutions									
(a)	Bodies Corporate	22	6066000	2841000	28.55	28.55			
(b)	Individuals								
I	i. Individual shareholders holding nominal share capital up to Rs 1 lakh	756	3970600	1241400	18.69	18.69			
II	ii. Individual shareholders holding nominal share capital in excess of Rs. 1 lakh.	215	8837400	6368550	41.59	41.59			
(c)	Qualified Foreign Investor								
(d)	Any Other (specify)								
(d-i)	HUF	85	1375000	413800	6.47	6.47			
(d-ii)									
	Sub-Total (B)(2)	1078	20249000	10864750	95.29	95.29			
(B)	Total Public Shareholding (B)= (B)(1)+(B)(2)	1078	20249000	10864750	95.29	95.29			
	TOTAL (A)+(B)	1080	21249000	11864750	100.00	100.00			
(C)	Shares held by Custodians and against which Depository Receipts have been issued								
1	Promoter and Promoter Group	0	0	0	0.00	0.00	0	0.00	
2	Public	0	0	0	0.00	0.00	0	0.00	
	Sub-Total (C)	0	0	0	0	0	0	0.00	
	GRAND TOTAL (A)+(B)+(C)	1080	21249000	11864750	100.00	100.00	0	0.00	

For Gas Asset Reconstruction Company Ltd.

Director

Sr.No	Notes
1	
2	
3	
4	
5	
6	
7	
8	
9	

For Ojas Asset Reconstruction Company Ltd.

Director

(I)(b) Statement showing holding of securities (including shares, warrants, convertible securities) of persons belonging to the category "Promoter and Promoter Group"

Sr.	Name of the shareholder	Details of Shares held			Encumbered shares (*)		Details of warrants		Details of convertible securities		Total shares (including underlying shares assuming full conversion of warrants and convertible securities as a % of diluted share capital	
		Number of shares held	As a % of grand total (A) +(B) +(C)	No.	As a percentage	As a % of grand total (A)+(B)+(C) of sub-clause (I)(a)	Number of warrants held	As a % total number of warrants of the same class	Number of convertible securities held	As a % total number of convertible securities of the same class		
No.	(i)	(ii)	(iii)	(iv)	(v)	(vi)=(v)/(iii)*100	(vii)	(viii)	(ix)	(x)	(xi)	(xii)
1	Vijaykumar Agarwal	500000	2.35	-	-	-	-	-	-	-	-	
2	Beena Agrawal	500000	2.35	-	-	-	-	-	-	-	-	
TOTAL		1000000	4.71	-	-	-	-	-	-	-	-	0


(*) The term "encumbrance" has the same meaning as assigned to it in regulation 28(3) of the SAST Regulations, 2011

For Qjes Asset Reconstruction Company Ltd.

 Director

(I)(c)(i) Statement showing holding of securities (including shares, warrants, convertible securities) of persons belonging to the category "Public" and holding more than 1% of the total number of shares

Sr. No.	Name of the shareholder	Number of shares held	Shares as a percentage of total number of shares {i.e., Grand Total (A)+(B)+(C)}	Details of warrants		Details of convertible securities		Total shares (including underlying shares assuming full conversion of warrants and convertible securities)
				Number of warrants held	As a % of total number of warrants of the same class	Number of convertible securities held	% w.r.t total number of convertible securities of the same class	
1	OUT OF CITY TRAVEL SOLUTIONS LIMITED	1016250	4.78	-	-	-	-	-
2	MORYO INDUSTRIES LIMITED	900000	4.24	-	-	-	-	-
3	SHREE NATH COMMERCIAL AND FINANCE LIMITED	840000	3.95	-	-	-	-	-
4	RUPAK DEVELOPERS PVT LTD	470000	2.21	-	-	-	-	-
5	DSV FINANCE AND LEASING PVT LTD	344000	1.62	-	-	-	-	-
6	AMRITANSHU AGGARWAL	735000	3.46	-	-	-	-	-
7	ANUBHA AGGARWAL	735000	3.46	-	-	-	-	-
8	PRIVANKA GUPTA	735000	3.46	-	-	-	-	-
9	KUSUM DUA	403300	1.90	-	-	-	-	-
TOTAL		6178550	29.08	-	-	-	-	-

For Ojas Asset Reconstruction Company Ltd.

 Director

(D)(c)(ii) Statement showing holding of securities (including shares, warrants, convertible securities) of persons (together with PAC) belonging to the category "Public" and holding more than 5% of the total number of shares of the company

Sr. No.	Name(s) of the shareholder(s) and the Persons Acting in Concert (PAC) with them	Number of shares	Shares as a percentage of total number of shares {i.e., Grand Total (A)+(B)+(C) indicated in Statement at para (I)(a) above}	Details of warrants		Details of convertible securities		Total shares (including underlying shares assuming full conversion of warrants and convertible securities) as a % of diluted share capital
				Number of warrants	As a % total number of warrants of the same class	Number of convertible securities held	% w.r.t total number of convertible securities of the same class	

NIL

For Qias Asset Reconstruction Company Ltd.

 Director

(D)(d) Statement showing details of locked-in shares

Sr. No.	Name of the shareholder	Number of locked-in shares	Locked-in shares as a percentage of total number of shares {i.e., Grand Total (A)+(B)+(C) indicated in Statement at para (D)(a) above}
		NIL	

For Gas Asset Reconstruction Company Ltd.



 Director


(II)(a) Statement showing details of Depository Receipts (DRs)

Sr. No.	Type of outstanding DR (ADRs, GDRs, SDRs, etc.)	Number of outstanding DRs	Number of shares underlying outstanding DRs	Shares underlying outstanding DRs as a percentage of total number of shares {i.e., Grand Total (A)+(B)+(C) indicated in Statement at para (I)(a) above}
<h1>NIL</h1>				

For Director Reconstruction Company Ltd.
H. Senanayake
Director

(1D)(b) Statement showing holding of Depository Receipts (DRs), where underlying shares held by "promoter/promoter group" are in excess of 1% of the total number of shares

Sr. No.	Name of the DR Holder	Type of outstanding DR (ADRs, GDRs, SDRs, etc.)	Number of shares underlying outstanding DRs	Shares underlying outstanding DRs as a percentage of total number of shares {i.e., Grand Total (A)+(B)+(C) indicated in Statement at para (D)(a) above}
NIL				

For Ojas Asset Reconstruction Company Ltd

Director